



# NEW GARD GT

GT4 & GT8  
AUTOMATIC BARRIERS

**CAME** 

[CAME.COM/UK](http://CAME.COM/UK)



 **ALWAYS  
CONNECTED**



## GT4 & GT8

# THE NEW BENCHMARK FOR AUTOMATIC BARRIERS

Pursuing quality is our greatest quality at CAME.

Our drive to improve and realise products, built to exacting standards that consistently deliver excellence, time after time, is what sets us apart from the competition.

With the GT series of automated barriers, CAME have once again created an innovative solution and set a new benchmark. Effective solutions designed with installer needs at the heart of the research and development process. 2 models created to make installation, set up and commissioning easier than ever before.

As part of our constant aim to deliver value to our customers, CAME are taking the next step in our connectivity strategy. The official launch of GT barrier kits will see the inclusion of a CAME Connectivity pack (including RGSM module and SIM card), IN EVERY KIT. Meaning for the first time ever, connectivity and remote management of your barrier systems is ABSOLUTELY FREE. The way you manage your barrier systems is about to change...

Modern design, robust build quality and intelligence at the heart, the GT range is the most important barrier range we've ever produced. It now includes the most powerful tool we've ever produced too - FREE WITH EVERY KIT.

The benchmark has never been set so high.



GAME

# CONTENTS

6	FEATURES
10	SPRING BALANCING SYSTEMS
12	EASY INSTALL BARRIER SKIRTS
13	BARRIER ARMS
14	ARTICULATED ARM
14	MAGNETIC LOCK
15	BARRIER ARM SUPPORTS
16	NEW ZL392 CONTROL PANEL
18	ALWAYS CONNECTED - INSTALLER
20	ALWAYS CONNECTED - END USER
22	OTHER WAYS TO GET CONNECTED
23	NEW CXN BUS ACCESS CONTROL
24	BLUETOOTH ACCESS CONTROL
26	GT4 - DIMENSIONS & TECHNICAL SPECIFICATIONS
27	GT8 - DIMENSIONS & TECHNICAL SPECIFICATIONS
28	GT COMPLETE KITS
30	GT4 - THE FULL RANGE
32	GT8 - THE FULL RANGE
34	ACCESSORIES FOR GT4 & GT8


# FEATURES

## GARD GT RANGE



### ▲ RESISTANT

Cabinet in galvanised and painted steel or in AISI 304 or AISI 316 stainless steel.



### ▲ RELIABLE

24 V DC operator, ENCODER and ADVANCED SPEED CONTROL for controlling the forces applied to the boom.



### ▲ SAFE - EN12453

Shockproof rubber profile and efficient obstacle detection system.



### ▲ EFFICIENT

With opening and closing speed from 2 to 4 seconds depending on the length of the boom

# 3 MILLION MCBF



## EXTREME DURABILITY

**GARD GT4** has been tested for intensive use up to 350 CYCLES/hour.

**GARD GT8** has been tested for intensive use up to 160 CYCLES/hour.

Both **GARD GT4 & GT8** achieve 3 million mean cycles between failures.

# GT SERIES & NNECT

REMOTE CONTROL, REMOTE MONITORING & REMOTE MANAGEMENT INCLUDED WITH EVERY GT BARRIER KIT



Connect offers a robust cloud-based management tool that allows unlimited users to remotely operate your GARD GT4/GT8 barriers at the simple touch of a button, via your smartphone or tablet using CAME's Automation App or via a PC and web connection.

Map all your GT barriers on a site and monitor your system status remotely via the Connect cloud.

For the first time ever, it is now FREE to take advantage of cloud connectivity via Connect.

See page 18 for more details.

## CUSTOMISABLE COLOUR

AVAILABLE IN ALL RAL COLOURS



The elegantly shaped cabinet is designed for the integration of safety accessories.

The standard cabinet is finished in RAL 7024, but can be painted in any RAL colour on request.



# INTEGRATED LIGHT

FOR GREATER SAFETY



The red/green LED lighting system eliminates the traditional flashing light, and offers traffic light signaling for greater safety. It can be installed both on the cabinet structure and on the boom on both sides, and controls access by means of red, flashing red or green signaling.

# EMERGENCY BREAKAWAY SYSTEM

**REDUCES REPAIR COSTS AND  
RECOVERY TIME**

CAME has developed a special release system that minimises damage in case of impact with the boom. A solid steel device allows the boom to disengage in case of breakage and to settle in a safe position, eliminating repair costs and long recovery times.

\* Only available for entire boom  
4 metres and 6 metres.



Item Code	Description
803XA-0320	Detachable boom attachment



# ADVANCED SPEED CONTROL

## CONTROL BOARD FEATURES BUILT IN ENCODER

The modern 24V AC motor equipped with Encoder implements an advanced boom speed management solution.

Thanks to this innovative function the movement is smooth and constant both when opening and when closing, without annoying oscillations that would compromise the integrity of the mechanical system and the boom itself.

The control board continuously analyses the forces acting on the boom, adjusting the speed according to the parameters measured, guaranteeing durability and reliability in all climatic conditions.



Encoder pictured at the base of the motor.



# BATTERY BACKUP

In the occurrence of a blackout or in any emergency situation where an electrical problem occurs, Gard GT is able to operate in complete safety thanks to an auxiliary battery power supply system (optional).

During normal operation with mains power supply, the system keeps the batteries fully charged in order to guarantee maximum reliability as soon as an emergency occurs.



Item Code	Description	
803XA-0290	Control card kit for operating during power outages and for recharging batteries, with battery housing. For GT4 barriers.	
803XA-0370	Control card kit for operating during power outages and for recharging batteries, with battery housing. For GT8 barriers.	
BAT2PK	2x 1.2ah Batteries.	

# SIMPLIFIED, QUICK & EASY BOOM BALANCING



## GT4 WITH SINGLE SPRING BALANCING

CAME's R&D department has developed a practical variable balancing system, which allows using a single spring (included) that can be connected to the balancing lever at different predefined fastening points. It is therefore no longer necessary to have specific springs for the different boom lengths, operating sufficiently with the use of a hooking system.



### FITTED FOR BALANCING SPRING

Point A, B and C are the springs' fastening points, depending on the clearance width.

# SPRINGS NOW INCLUDED WITH EVERY GT BARRIER



## GT8 WITH DOUBLE SPRING BALANCING

On the GT8 barrier the variable balancing system uses two springs which are supplied with the barrier unit. Using the same technology as the GT4, the springs can be connected to predefined fastening points to achieve the correct balancing of the boom arm depending on its length. Therefore, it is no longer necessary to have specific springs for the various boom options available.



### FITTED FOR **BALANCING SPRING**

Point A and B are the springs' fastening points, depending on the clearance width.

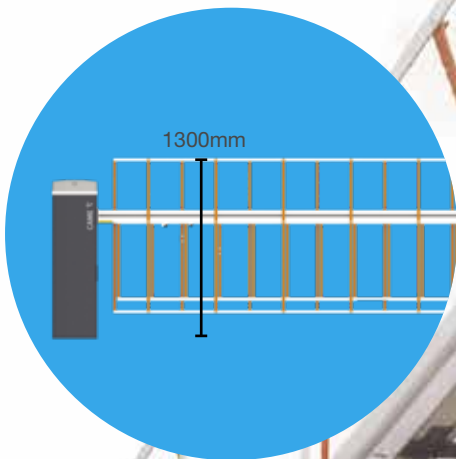
# NEW, DURABLE, HEAVY DUTY BARRIER SKIRTS



## FULL-HEIGHT FOLDING SKIRT

The Full Height Skirt is supplied in pre-constructed modules of 1720mm up to 1.3m height, which can be fitted together to achieve your desired length. The new design features many technical improvements that reduce the fitting time for the installer and increase durability. The skirt is connected to the boom through support brackets hooked to the boom profile (strong fitting surface) and offers rubber stopper to dampen the stripes bending while opening. The full height skirt is particularly used to control entrances that require prevention of unauthorised vehicle and pedestrian accesses. Two connection brackets are included on each module.

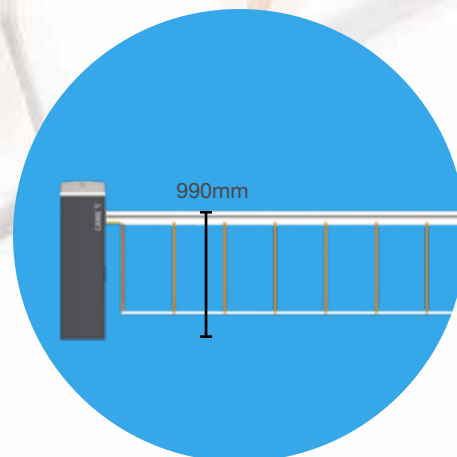
Item Code	Description
<b>803XA-0350</b>	Full height skirt in painted aluminium. 1720 mm module, H =1200 mm, complete with junction brackets. <i>Full height skirt must not be used in lengths exceeding 6m.</i>



## HALF-HEIGHT ALUMINIUM SKIRT

The new skirt is supplied in pre-constructed modules of 1720mm which can be fitted together to achieve your desired length. The new design features many technical improvements that reduce the fitting time for the installer and increase durability. The skirt is connected to the boom through support brackets hooked to the boom profile (strong fitting surface) and offers rubber stopper to dampen the stripes bending while opening. Two connection brackets are included on each module.

Item Code	Description
<b>803XA-0340</b>	Painted aluminium skirt. 1720 mm module complete with junction brackets.



Innovation of the GT barrier skirts means they are the strongest barrier skirts we have ever produced and less susceptible to wind conditions.

# FOUR NEW BARRIER ARMS FOR GT






## FOR ROADWAYS FROM 4M TO 8M


Selecting your barrier arm has never been as easy. GT has been manufactured with an economic range of barriers to make selection simple based on your road width.

Coupled with the innovative spring balancing system, this means fitting your GT barrier arm is quick and easy.

Each boom is manufactured in painted white aluminium finish with internal reinforcement and a shock proof rubber profile on the underside of the arm.

GT4 and GT8 barrier arms are available, as shown below.

Item Code	Description
803XA-0270	White painted aluminium boom, 90 x 60 mm, with internal reinforcement, groove cover-strip and shock-proof rubber profile. Length: 4220 mm. 
803XA-0400	White painted aluminium boom, 130 x 85 mm, with internal reinforcement, groove cover-strip and shock-proof rubber profile. Length: 4340 mm. 
803XA-410	White painted aluminium boom, 130 x 85 mm, with internal reinforcement, groove cover-strip and shock-proof rubber profile. Length: 6350 mm. 



# INNOVATIVE MODULAR ARM



## EASIER TO INSTALL, EASIER FOR THE MOTOR


In order to solve the traditional critical aspects caused by the boom length, GAME has developed an innovative boom divided into two sections of different diameter, which are inserted one inside the other, without the need for external joints or additional reinforcing components.

The first section, the one connected to the body of the barrier, acts as the supporting element.

The second section, with a smaller diameter and a variable length of up to 4 metres, is inserted about 30 cm inside the first one, and firmly fixed with special screws.

- Easier and more economical transport.
- Better boom resistance to stress.
- Less weight to lift and therefore less stress for the motor.



Item Code	Description
803XA-0420	White painted aluminium modular boom, complete with cap, composed by: no. 1 boom 90 x 60 L = 4220 mm, no. 1 boom 130 x 85 L = 4340 mm, no. 1 accessory for boom extension. 

# ARTICULATED ARM FOR GT4

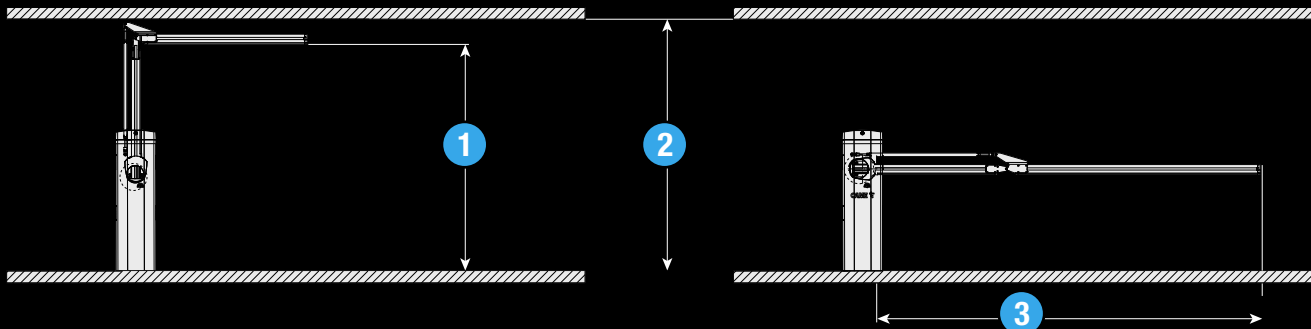


## IDEAL FOR RESTRICTED HEIGHT PASSAGES

The articulated joint 803XA-0310 is the ideal solution for installations where there are height restrictions when the boom is fully open, such as in the presence of canopies or underground car parks. The articulation can be adapted to different sizes with a minimum height of 2m.



Item Code	Description
803XA-0310	HD (Heavy Duty) joint for GT4 boom 803XA-0270



3 = max 4000 - min 2250

2 = max 2730 - min 2000

L1 = 2 - 1024

L2 = 3 + 77 - L1

1 = 2 - 210


# MAGNETIC LOCK



## FOR BARRIER ARMS WITH FIXED SUPPORT POST

The new fixed support post offers the ability to install a magnetic lock to hold the boom in closed position and prevent damages in case of forcing.

The lock, positioned on the fixed support is controlled directly by the ZL392 output EB-EB without using any additional electronic equipment. Holding Force: 250kg



Item Code	Description
803XA-0360	Magnetic lock for boom and fixed support.

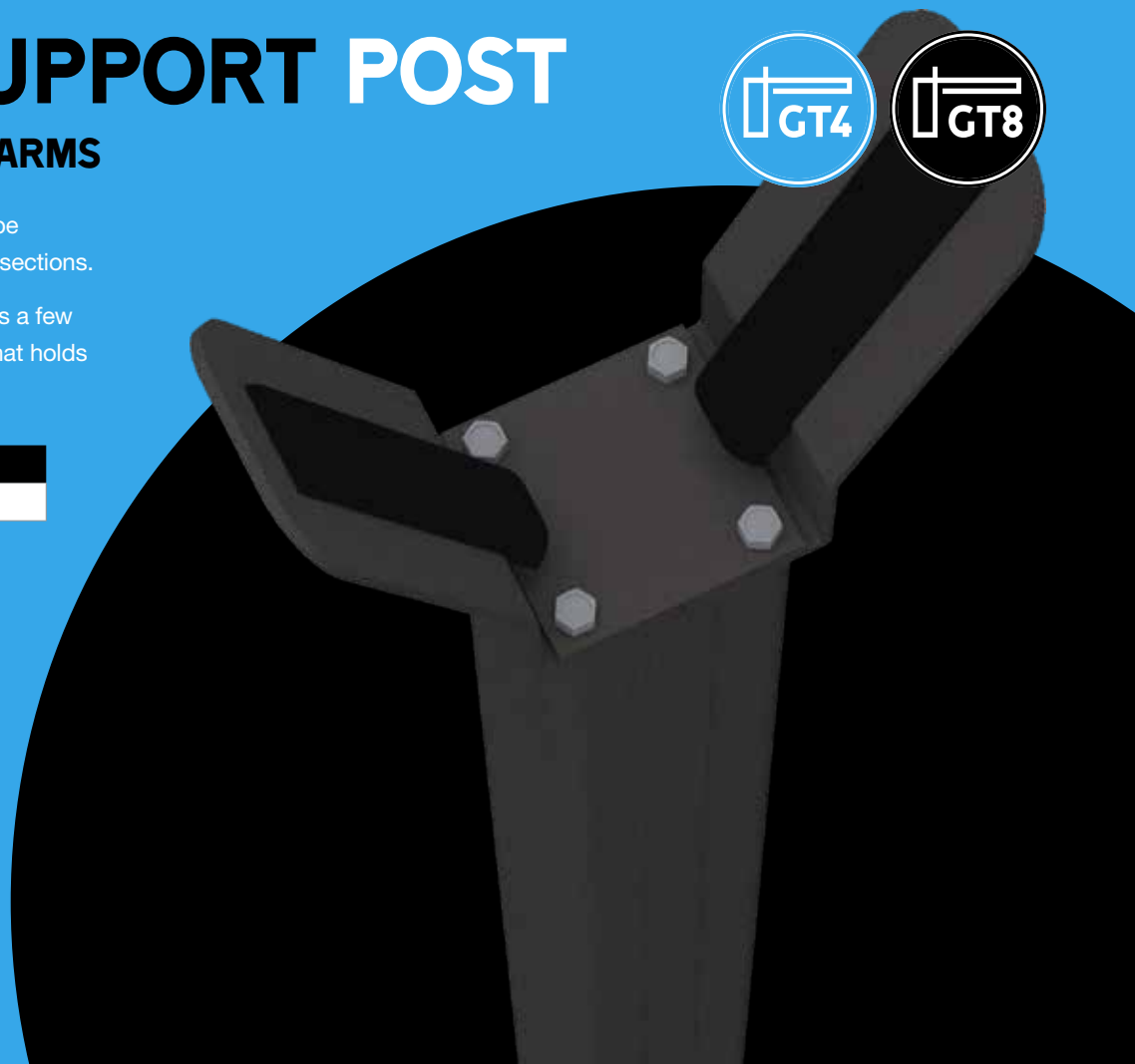
# FIXED SUPPORT POST

## FOR ALL BARRIER ARMS

The new fixed support post can be adapted to suit all sizes of boom sections.

The sides brackets slide outwards a few centimetres, opening the angle that holds the boom while it is closed.

Item Code	Description
G02807	Fixed support post



# MOBILE SUPPORT

## FOR ALL BARRIER ARMS



The new mobile support is hooked directly to the lower groove and fixed without extra work to the boom.

It also offers a new spring positioning and rubber stoppers to avoid oscillations during the barrier movement.

Can be used with barriers using skirts, in conjunction with support bracket 803XA-0440.



Item Code	Description
803XA-0330	Swing rest.
803XA-0440	Swing rest - skirt support bracket.

# NEW ZL392 CONTROL PANEL

The Gard GT ZL392 control board is a high performance control panel with intelligence that provides innovative and exciting functions. Expansion cards can be plugged into the control board to unlock a vast range of additional features and installer-friendly functionality.



## 7 SEGMENT DISPLAY

The practical 7-segment display and the control keys allow to navigate through the menu and configure the barrier in a few simple steps



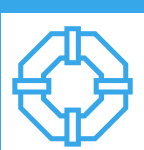
## MEMORY ROLL

Memory roll card connector for saving configurations.



## CAME KEY

Gard GT has a built in interface for simple use of the CAME Key and CAME plug-in radio gateways.




## TRADITIONAL INPUTS

Gard GT includes traditional removable terminal blocks for commands and safety features.

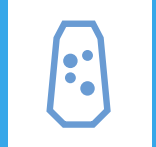


## SAFETY INPUTS

Configurable safety circuits with 8k2 direct inputs onboard. Compatible with all safety devices such as photocells and resistive safety-edges.







### MULTI FREQUENCY CAPABILITY

Provided as standard on all CAME control boards, the frequency card slot allows you to receive the signal from a range of transmitters.



### ANTENNA

Terminal block for connecting the antenna.




### CXN BUS DEVICES

Gard GT has direct input for the new CAME CXN range of bus accessories. See page 23 for more details.




### KEYPAD & PROXIMITY DIRECTLY ON-BOARD

The R700/R800 expansion slot allows the system to be expanded very easily to include CAME's range of proximity readers and coded keypads.



### 2 RSE SLOTS

For paired mode, allowing easy installation and configuration of double-motor installations using the "primary & secondary" configuration alongside the Connect cloud system.





**SAVE TIME**

**SAVE MONEY**

**GET CONNECTED**

**ALWAYS CONNECTED**



## INSTALLER



**WE'RE GIVING YOU EVERYTHING YOU NEED:  
CONNECTIVITY MODULE, ACTIVATED SIM, EASY TO USE APP...  
ALL FREE!**

For the first time ever, it is now **FREE** to take advantage of cloud connectivity via CAME Connect.

Take 2 minutes to wire your RGSM module to the control board of your GT, add your system via the app and you're away! It's so simple to do and the benefits to you and your business are huge...

### WHAT IT OFFERS YOU AS AN INSTALLER

- » **ADD YOUR GT SYSTEM TO THE CLOUD IN LESS THAN 5 MINUTES!**
- » **MIGRATE 95% OF THE SYSTEM CONFIGURATION TO YOUR PHONE WITH THE EASY TO USE SETUP APP**
- » **LIVE ALERTS IF THE BARRIER GOES OFFLINE OR WHEN A MAINTENANCE THRESHOLD IS REACHED**
- » **FREE REMOTE DIAGNOSTICS DIRECT TO YOUR SMARTPHONE OR TABLET**
- » **MOST IMPORTANTLY IT'LL SAVE YOU TIME, MONEY AND STREAMLINE YOUR BUSINESS!**
- » **MANAGE TRANSMITTERS AND CHANGE KEYPAD CODES REMOTELY AND IN SECONDS**
- » **ELIMINATE COSTLY CALL OUTS FOR FOR MINOR SYSTEM CHANGES, MANAGE THEM FROM YOUR SMARTPHONE OR TABLET INSTEAD**

Don't just take our word for it... fit your ALWAYS CONNECTED module now to experience the benefits... After all, it's **FREE!**

Wire in your FREE RGSM module, download the SetUp App and get Connected.





END USER





# END USER



GIVE YOUR CUSTOMER A FULL  
REMOTE SUPPORT SERVICE WITH **EVERY**  
ALWAYS CONNECTED KIT

The beauty of CAME Connect is that it offers you, as an installer, so much that it makes sense to add connectivity to the system whatever the circumstances. But it also gives great customer benefits too... If you want it to of course.

You are getting it for FREE anyway, so the choice is yours if you want to pass on benefits to your customer. You can retain ownership of the Connect platform simply for the unique installer benefits, such as remote diagnostics, site maps, and scenarios.

Alternatively, you could charge for the service alongside an existing maintenance package, or if you prefer you can also offer it for FREE as a sales differentiator against your competitors. The choice is yours, you are in control.

## CUSTOMER BENEFITS

- » **OPEN AND CLOSE THEIR BARRIER VIA THEIR SMARTPHONE OR USING ALEXA**
- » **FREE ACCESS CONTROL SYSTEM FOR UNLIMITED USERS VIA THE APP**
- » **MANAGE TIMED ACCESS THROUGH THE CLOUD**
- » **ASSURANCE THAT SERVICE AND MAINTENANCE IS REMOTELY MONITORED**

Security, safety and accessibility... All for **FREE**.  
An ALWAYS CONNECTED system has it all.  
Why wouldn't you want that for your customer?

Our dedicated Automation App is  
FREE to try for yourself.



GET IT ON  
Google Play



GET IT ON  
App Store



# OTHER WAYS TO GET CONNECTED



ALL NEW EASY TO USE, PLUGIN DEVICES FOR WIFI CONNECTIVITY



## PLUGIN WIFI GATEWAY

- ✓ Super-fast set-up.
- ✓ Connects the automation to Connect cloud using home WiFi.
- ✓ Control up to three CAME operators.
- ✓ Can operate as a stand alone bluetooth device with activation for up to 5 devices.
- ✓ Connects directly into the dedicated port on the board or via the RSE slot.
- ✓ Compatible with Amazon Alexa & Google Home
- ✓ Plug and play

Best used when the automation is close to home's router and can receive a strong WiFi signal.

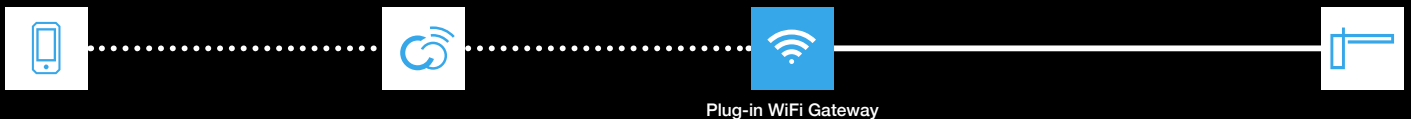


## PLUGIN RADIO SLV MODULE

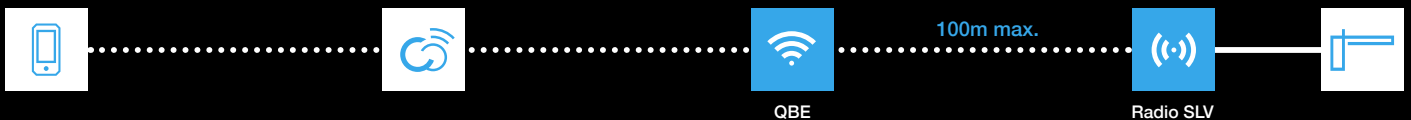
- ✓ Connects directly to the automation, making an 868 radio-relay link with the QBE and GSM gateways.
- ✓ Easy to connect directly into board using the dedicated port on the board or via the RSE slot.
- ✓ Used with the RSLV001 and connected directly to the automation, making an 868 radio-relay link with the QBE/RETH.
- ✓ Communicates wirelessly up to 100m with the QBE or RGSM.
- ✓ Easy third-party activation & functional switching.
- ✓ Plug and play

Best used when you are trying to connect third party products. Must be used in conjunction with a gateway.

## WIFI GATEWAY CONNECTION



## RADIO SLV CONNECTION





Compatible with ZL392 Control Panel in all GT barriers



## UNLOCK THE GARD GT'S ON BOARD ACCESS CONTROL SYSTEM... SIMPLY ADD THE NEW CXN BUS ACCESSORIES INTO THE PANEL

### EVERYTHING WITH TWO WIRES!

CXN is CAME's new non-polarised 2-wire BUS system.

Using innovation within the ZL392 control board and the new range of CXN bus accessories, it is now possible to unlock intelligence within the control panel to create a 250 user mini access control system that runs directly from control board, without the need for an additional system.

Users can also be programmed in using the CAME Setup App.



Up to 250 users on board

Item Code	Description
806SL-0280	SELT1BDG - Surface-mounted 12-key BUS CXN keypad selector with blue backlighting. RAL7024 grey colour.
806SL-0300	SELR1BDG - Surface-mounted BUS CXN transponder selector for cards, keyfobs and TAG (Manchester protocol) with blue backlighting. RAL7024 grey colour.

\*CXN bus accessories not included in kits. Can be purchased separately.

# ADDITIONAL BLUETOOTH ACCESSORY



## CREATE A SIMPLE ACCESS CONTROL SOLUTION USING BLUETOOTH SELECTORS WITH YOUR GARD GT BARRIER

SEL BT uses Bluetooth technology within your smartphone to automatically open your barrier when you arrive within a specified distance of the Bluetooth selector.

All you need to do is download the Automation BT App, pair the devices and you'll have instant hands free access to your property.

## DOWNLOAD THE AUTOMATION BT APP TO SEE FOR YOURSELF JUST HOW EASY IT IS!



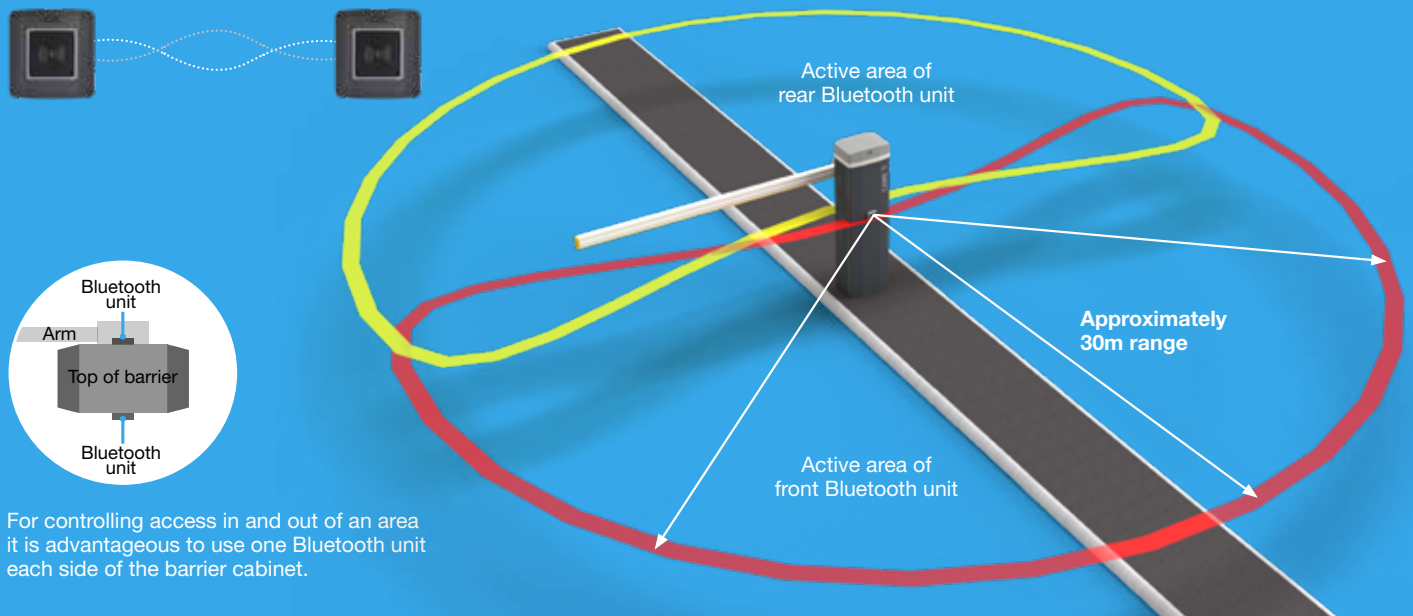
### THE BLUETOOTH SELECTOR RANGE (SINGLE UNITS)

Item Code	Description		List Price (Single)
806SL-0210	SELB1SDG1 - Surface mounted bluetooth digital switch. 15 users.		148.00
806SL-0240	SELB1SDG2 - Surface mounted bluetooth digital switch. 50 users.		225.00
806SL-0250	SELB1SDG3 - Surface mounted bluetooth digital switch. 250 users.		348.00



# COST EFFECTIVE BLUETOOTH ACCESS CONTROL

**WHY NOT INSTALL THE PAIR? SAVE MONEY, AND INCREASE THE ACTIVATION RANGE...**



For controlling access in and out of an area it is advantageous to use one Bluetooth unit each side of the barrier cabinet.

## EASY DEVICE PAIRING IN THE AUTOMATION BT APP



**SELECT 'CREATE JOIN DEVICE'**

**SELECT YOUR TWO BLUETOOTH SELECTORS**

**GIVE THE PAIR A NAME AND TAP 'SAVE'**


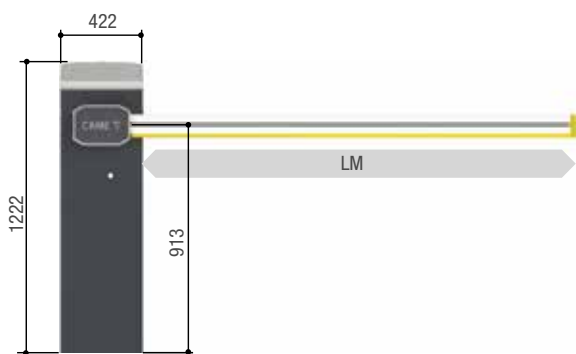
**THAT'S ALL THERE IS TO IT!**

### THE BLUETOOTH SELECTOR RANGE (BUY A PAIR AND SAVE MONEY)


Item Code	Description		List Price (Pair)
806SL-0210P	SELB1SDG1 - Surface mounted bluetooth digital switch. 15 users.		239.00
806SL-0240P	SELB1SDG2 - Surface mounted bluetooth digital switch. 50 users.		399.00
806SL-0250P	SELB1SDG3 - Surface mounted bluetooth digital switch. 250 users.		649.00

\*Bluetooth selectors not included in kits. Can be purchased separately.

# GARD GT4 DIMENSIONS



LM = Max. net clearance width



**PASSAGE WIDTH CLEARANCE**  
from 2.5 to 4 metres

**MCBF**  
**3 million cycles**

Tested for intensive use up to  
350 CYCLES/hour.

## TECHNICAL SPECIFICATIONS

### OPERATIONAL LIMITS

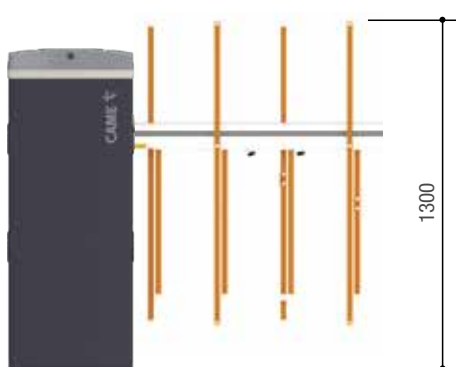
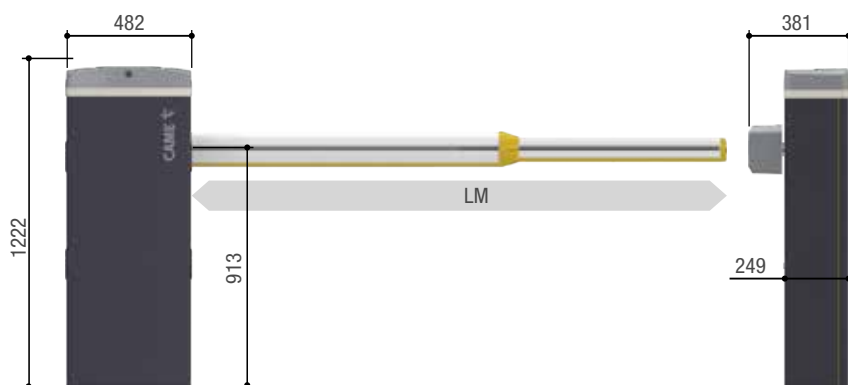
MODELS	803BB-0160	803BB-0280	803BB-0240	803BB-0260
Max. net clearance width (m)			4	

### TECHNICAL FEATURES

MODELS	803BB-0160	803BB-0280	803BB-0240	803BB-0260
Cabinet material	STEEL	STEEL	AISI 304 STAINLESS STEEL	AISI 316 STAINLESS STEEL
RAL colour	7024	CUSTOM	-	-
Protection rating (IP)			54	
Power supply (V - 50/60 Hz)			230 AC	
Motor power supply (V)			24 DC	
Max current draw (mA)			1.1	
Stand-by consumption (W)			7	
Power (W)			240	
Torque (Nm)			300	
Opening time at 90° (s)			2 to 6	
Cycles/hour			350	
Operating temperature (°C)			-20 ÷ +55	

● 24 V DC

# GARD GT8 DIMENSIONS



**PASSAGE WIDTH CLEARANCE**  
from 4 to 7.8 metres

**MCBF**  
**3 million cycles**

Tested for intensive use up to  
160 CYCLES/hour.

## TECHNICAL SPECIFICATIONS

### BOOM SELECTION

LATERAL CLEARANCE WIDTH (m)	< 4	4 to 6	> 6
Type of boom	803XA-0400	803XA-0410	803XA-0420
Skirt compatibility	803XA-350 - 803XA-0340	803XA-350 - 803XA-0340	803XA-0340
Detachable attachment	803XA-0390	803XA-0390	803XA-0390

### OPERATIONAL LIMITS

MODELS	803BB-0180	803BB-0290	803BB-0250	803BB-0270
Max. net clearance width (m)			7.8	

### TECHNICAL FEATURES

MODELS	803BB-0180	803BB-0290	803BB-0250	803BB-0270
Protection rating (IP)			54	
Power supply (V - 50/60 Hz)			230 AC	
Motor power supply (V)			24 DC	
Max current draw (mA)			1.1	
Stand-by consumption (W)			7	
Power (W)			240	
Torque (Nm)			600	
Opening time at 90° (s)			4 to 8	
Cycles/hour			160	
Operating temperature (°C)			-20 to +55	
RAL colour	7024	CUSTOMISED	-	-
Cabinet material	STEEL	STEEL	STAINLESS STEEL AISI 304	STAINLESS STEEL AISI 316

● 24 V DC



# GT4 COMPLETE KIT

EASY TO ORDER ONE CODE KITS **READY FOR INSTALLATION**



**FREE GSM  
CONNECT MODULE**  
& 10 year **INCE 500mb SIM**  
**WITH EVERY KIT\***

## GARD GT4 KIT

Kit Code	Description	List Price
GT4-4M-KIT	Deluxe Gard GT4 barrier kit for road widths of up to <b>4m</b>  	1915.00

## KIT CONTENTS

- Barrier with built in control panel
- White painted boom
- Fixed rest
- Red/green LED strips
- LED luminous cord
- Connecting cable
- Package of 20 red, reflective, adhesive strips
- Pair of photocells
- **Free GSM Connect module**
- **Free 10 year 500Mb SIM**
- Full Instruction Manual and Setup Guide



  
**SEE FOR YOURSELF**  
Scan the QR code to see the full GARD GT video, and contact us on 0115 921 0430 for further information.



# GT8 COMPLETE KITS

EASY TO ORDER ONE CODE KITS **READY FOR INSTALLATION**



**FREE GSM  
CONNECT MODULE**  
& 10 year **INCE 500mb SIM**  
**WITH EVERY KIT\***

## GARD GT8 KIT

Kit Code	Description	List Price
GT8-6M-KIT	Deluxe Gard GT8 barrier kit for road widths of up to <b>6m</b>	2340.00
GT8-8M-KIT	Deluxe Gard GT8 barrier kit with jointed telescopic boom for road widths of up to <b>7.8m</b>	2433.00

## KIT CONTENTS

- Barrier with built in control panel
- White painted boom
- Fixed rest
- Red/green LED strips
- LED luminous cord
- Connecting cable
- Package of 20 red, reflective, adhesive strips
- Pair of photocells
- **Free GSM Connect module**
- **Free 10 year 500Mb SIM**
- Full Instruction Manual and Setup Guide



**SEE FOR YOURSELF**  
Scan the QR code to see the full GARD GT video, and contact us on 0115 921 0430 for further information.



\*Free 'Always Connected' connectivity packs included in all kits from 01/09/21. Orders placed before 01/09/2021 will retrospectively receive connectivity packs when the campaign commences on 01/09/2021.

# GT4 - THE FULL RANGE



Code	Description	List Price
<b>230 V AC barriers with encoder and 24 V DC operator and built-in control panel</b>		
<b>803BB-0160</b> 	GGT40AGS - Automatic barrier with 24 V DC operator with encoder; galvanised steel and painted cabinet with set up for fitting accessories. Balancing spring included.	<b>1418.00</b>
<b>803BB-0280</b> 	GGT40ACS - Automatic barrier with 24 V DC operator with encoder; galvanised steel cabinet with CUSTOMISED RAL painting and set up for fitting accessories. Balancing spring included.	<b>1770.00</b>
<b>803BB-0240</b> 	GGT40AX4 - Automatic barrier with 24 V DC operator with encoder; AISI 304 satin-finish steel cabinet with set up for fitting accessories. Balancing spring included.	<b>2382.00</b>
<b>803BB-0260</b> 	GGT40AX6 - Automatic barrier with 24 V DC irreversible operator with encoder; AISI 316 satin-finish steel cabinet with set up for fitting accessories. Balancing spring included.	<b>3145.00</b>






Code	Description	List Price
<b>Accessories for barriers</b>		
<b>803XA-0270</b> 	White painted aluminium boom, 90 x 60 mm, with internal reinforcement, groove cover-strip and shock-proof rubber profile. Length: 4220 mm.	<b>176.00</b>
<b>803XA-0300</b> 	Auxiliary contacts unit for detecting the boom position	<b>45.00</b>
<b>803XA-0280</b> 	Luminous red/green LED crown.	<b>79.00</b>





NOTES:  
001G02802 It cannot be used with a boom equipped with a skirt or swing rest

# GT4 - THE FULL RANGE



Code	Description	List Price
Accessories for: 803XA-0270		
<b>803XA-0320</b> 	Detachable boom attachment. After impact, the extremity of the detached boom rests onto the ground.	<b>442.00</b>
<b>803XA-0310</b> 	HD (Heavy Duty) joint for 90 x 60 m boom.	<b>424.00</b>
<b>803XA-0440</b> 	Swing rest - skirt support bracket.	<b>44.00</b>
<b>803XA-0020</b>	Red/green LED strips for booms up to 4-m long.	<b>114.62</b>
<b>803XA-0150</b>	Red/green LED strip for booms up to 3 m long.	<b>105.00</b>
<b>803XA-0160</b>	Red/green LED strip for jointed HD (Heavy Duty) boom up to 2 m long.	<b>86.00</b>
<b>803XA-0190</b>	LED strip connection kit for HD jointed booms up to 2 m (Heavy Duty).	<b>62.00</b>



Code	Description	List Price
24 V DC accessories for barriers		
<b>803XA-0290</b>  	Control card kit for operating during power outages and for recharging batteries, with battery housing.	<b>105.00</b>
<b>BAT2PK</b>	2 x 1.2ah Batteries	<b>52.00</b>



NOTES:  
803XA-0290 - No. 2 12 V – 7 Ah batteries, not supplied.

# GT8 - THE FULL RANGE



Code	Description	List Price
<b>230 V AC barriers with encoder and 24 V DC operator and built-in control panel</b>		
<b>803BB-0180</b> 	GGT80AGS - Automatic barrier with 24 V DC operator with encoder; galvanised steel and painted cabinet with set up for fitting accessories. Balancing springs included.	<b>1655.00</b>
<b>803BB-0290</b> 	GGT80ACS - Automatic barrier with 24 V DC operator with encoder; galvanised steel cabinet with CUSTOMISED RAL painting and set up for fitting accessories. Balancing springs included.	<b>2005.00</b>
<b>803BB-0250</b> 	GGT80AX4 - Automatic barrier with 24 V DC operator with encoder; AISI 304 satin-finish steel cabinet with set up for fitting accessories. Balancing springs included.	<b>2830.00</b>
<b>803BB-0270</b> 	GGT80AX6 - Automatic barrier with 24 V DC operator with encoder; AISI 316 satin-finish steel cabinet with set up for fitting accessories. Balancing springs included.	<b>3637.00</b>



Code	Description	List Price
<b>Accessories for barriers</b>		
<b>803XA-0400</b> 	White painted aluminium boom, 130 x 85 mm, with internal reinforcement, groove cover-strip and shock-proof rubber profile. Length: 4340 mm.	<b>203.00</b>
<b>803XA-0410</b> 	White painted aluminium boom, 130 x 85 mm, with internal reinforcement, groove cover-strip and shock-proof rubber profile. Length: 6350 mm.	<b>293.00</b>
<b>803XA-0420</b> 	White painted aluminium modular boom, complete with cap, composed by: no. 1 boom 90 x 60 L = 4220 mm, no. 1 boom 130 x 85 L = 4340 mm, no. 1 accessory for boom extension.	<b>364.00</b>
<b>803XA-0380</b> 	Auxiliary contacts unit for detecting the boom position	<b>25.00</b>
<b>803XA-0430</b> 	Luminous red/green LED crown.	<b>87.00</b>
<b>803XA-0240</b>	Red/green LED strip for booms up to 6.5 m long.	<b>178.00</b>
<b>803XA-0250</b> 	Red/green LED strip for booms up to 8 m long.	<b>225.00</b>



NOTES:  
001G02802 It cannot be used with a boom equipped with a skirt or swing rest





# GT8 - THE FULL RANGE



Code	Description	List Price
Accessories for: 803XA-0400 - 803XA-0410 - 803XA-0420		
<b>803XA-0390</b> 	Detachable attachment for 130 x 85 mm boom.	<b>779.00</b>
<b>803XA-0440</b> 	Swing rest - skirt support bracket.	<b>44.00</b>



NOTES:  
The fixed rest for boom 001G02807 must OBLIGATORILY be used for clearance widths greater than 7 m.  
The swing rest 803XA-0330 is for a clearance width up to 7 m.








Code	Description	List Price
24 V DC accessories for barriers		
<b>803XA-0370</b>  	Control card kit for operating during power outages and for recharging batteries, with battery housing.	<b>105.00</b>
<b>BAT2PK</b>	2 x 1.2ah Batteries	<b>52.00</b>



NOTES:  
803XA-0370 - No. 2 12 V - 7 Ah batteries not supplied.

# ACCESSORIES FOR GT4 & GT8



Code	Description	List Price
<b>Accessories for barriers</b>		
002 <b>RSE</b>	Interface card for controlling two operators or for enabling the Came Remote Protocol.	<b>24.96</b>
001 <b>R700</b>	Control board for decoding and access-control management via transponder selector.	<b>44.72</b>
001 <b>R800</b>	Control board for decoding and access-control management via keypad selectors.	<b>23.92</b>
001 <b>G02802</b>	Support for fitting DIR-series photocells.	<b>12.48</b>
<b>803XC-0020</b> 	Modbus TCP/RTU bridge for integration with third party systems.	<b>338.00</b>
<b>Accessories for: 803XA-0270 - 803XA-0400 - 803XA-410</b>		
<b>803XA-0350</b> 	Full height skirt in painted aluminium. 1720 mm module, H =1200 mm, complete with junction brackets.	<b>253.00</b>
<b>Accessories for: 803XA-0270 - 803XA-0400 - 803XA-0410 - 803XA-0420</b>		
001 <b>G02807</b>	Fixed rest.	<b>80.08</b>
<b>803XA-0360</b> 	Magnetic lock for boom and fixed support.	<b>354.00</b>
<b>803XA-0330</b> 	Swing rest.	<b>105.00</b>
<b>803XA-0340</b> 	Painted aluminium skirt. 1720 mm module complete with junction brackets.	<b>150.00</b>
001 <b>G02809</b>	Package of 20 red, reflective, adhesive strips.	<b>22.88</b>
<b>803XA-0440</b> 	Swing rest - skirt support bracket.	<b>44.00</b>
<b>803XA-0450</b> 	Steel support for road signs.	<b>49.00</b>



NOTES: 001G02802 It cannot be used with a boom equipped with a skirt or swing rest  
The fixed rest for boom 001G02807 MUST be used for clearance widths greater than 7m. The swing rest 803XA-0330 is for a clearance width up to 7m.

## ATTENTION

### 803XA-0340 - Standard skirt:

- Max. 2 modules for 4-metre boom
- Max. 3 modules for 6-metre boom
- 4 modules up to max. 7-metre boom

### 803XA-0350 - Full height skirt:

- Max. 2 modules for 4-metre boom
- Max. 3 modules for 6-metre boom

When the passage width clearance is greater than 4 m, it is compulsory to use a boom rest to support it (fixed or movable).

# ACCESSORIES FOR GT4 & GT8



Code	Description	List Price
<b>24 V DC accessories for barriers</b>		
009 <b>SMA</b> 	Single.-channel magnetic sensor for detecting metal masses.	<b>226.72</b>
009 <b>SMA2</b> 	Two-channel magnetic sensor for detecting metal masses.	<b>321.36</b>
<b>DIR- series, Synchronised infrared-beam photocells</b>		
001 <b>DIR10</b> 	Pair of 12 - 24 V AC - DC outdoor photocells – range 10 m. Surface mounted. Synchronised beam, multiple pairs of photocells can applied to the same system, even at double height and/or close to each other - with no interference issues (cross talk).	<b>48.88</b>
001 <b>DIR20</b> 	Pair of surface-mounted 12 – 24 V AC – DC photocells. Range: 20 m. Surface mounted. Synchronised beam, multiple pairs of photocells can applied to the same system, even at double height and/or close to each other - with no interference issues (cross talk).	<b>66.56</b>
001 <b>DIR30</b> 	Pair of surface-mounted 12 – 24 V AC – DC photocells. Range: 30 m. Surface mounted. Synchronised beam, multiple pairs of photocells can applied to the same system, even at double height and/or close to each other - with no interference issues (cross talk).	<b>80.08</b>



## CXN BUS ACCESSORIES

Code	Description	List Price
<b>CXN Accessories</b>		
806 <b>SL-0280</b> 	SELT1BDG - Surface-mounted 12 button Bus keypad with with blue backlighting. RAL7024 Grey colour.	<b>79.00</b>
806 <b>SL-0300</b> 	SELR1BDG - Surface-mounted Bus transponder reader for cards, keyfobs and TAG (Manchester protocol) with blue backlighting. RAL7024 Grey colour.	<b>67.00</b>



## BLUETOOTH ACCESSORIES













<b>Bluetooth digital selectors</b>		
806 <b>SL-0210</b> 	SELB1SDG1 - Surface-mounted Bluetooth selector for 15 users with blue backlighting. RAL7024 Grey colour.	<b>148.00</b>
806 <b>SL-0240</b> 	SELB1SDG2 - Surface-mounted Bluetooth selector for 50 users with blue backlighting. RAL7024 Grey colour.	<b>225.00</b>
806 <b>SL-0250</b> 	SELB1SDG3 - Surface-mounted Bluetooth selector for 250 users with blue backlighting. RAL7024 Grey colour.	<b>348.00</b>
806 <b>SL-0210P</b> 	Pair of surface-mounted Bluetooth selectors for 15 users with blue backlighting. RAL7024 Grey colour.	<b>239.00</b>
806 <b>SL-0240P</b> 	Pair of surface-mounted Bluetooth selectors for 50 users with blue backlighting. RAL7024 Grey colour.	<b>399.00</b>
806 <b>SL-0250P</b> 	Pair of surface-mounted Bluetooth selectors for 250 users with blue backlighting. RAL7024 Grey colour.	<b>649.00</b>



# ACCESSORIES FOR GT4 & GT8



## CONNECT ACCESSORIES

Code	Description	List Price
<b>GSM Gateways</b>		
<b>RGSM-1NCE</b> 	GSM Connect module with 10 year 1nce 500MB SIM <b>FREE with all GT4 or GT8 barrier complete kits.</b>	<b>189.00</b>
<b>806SA-0010</b> 	RGSM001 - GSM Gateway module with built-in radio, for remote control of CAME automated operators with the CAME CONNECT dedicated system (002RSE module included). For controlling up to five SLV modules.	<b>149.00</b>
<b>806SA-0020</b>  	RGSM001S - Stand-alone GSM Gateway module for remote control of CAME automated operators with the CAME CONNECT dedicated system (002RSE module included).	<b>129.00</b>
<b>Ethernet and WiFi Gateways</b>		
<b>806SA-0130</b> 	QBEMFSB2 - Ethernet-WiFi Gateway for controlling, via the CAME Connect system, up to five 806SA-0040 modules over the radio-frequency connection.	<b>169.00</b>
<b>Wi-Fi gateways</b>		
<b>806SA-0140</b>  	GATEWAY to connect the operator to the cloud via WiFi or locally via Bluetooth mode (5 users).	<b>107.00</b>
<b>Accessories for: 806SA-0010 - 806SA-0030 - 842EC-0020 - 806SA-0130</b>		
<b>806SA-0150</b>   	SLV MODULE to connect the operator to the CAME Connect gateways.	<b>90.00</b>
<b>806SA-0040</b>  	RSLV001 - SLV module for operators (002RSE module included).	<b>95.00</b>
<b>Accessories for GSM Gateway</b>		
<b>806SA-0050</b>	Two-metre long antenna cable	<b>22.83</b>







CAME iT

CAME iT



**CAME** 



## LEARN EVERYTHING YOU NEED TO KNOW ABOUT GARD GT IN JUST 4 MINUTES

Check out the live demo from CAME's barrier guru, Marco Piccoli

### CAME BPT - North

Unit 1B  
Sills Road  
Willow Farm Business Park  
Castle Donington  
DE74 2US

Tel: 0115 921 0430

All list prices are GBP (£) excluding VAT.

### CAME BPT - South

Liberta House Maxted Road  
Maylands Ind. Est.  
Hemel Hempstead  
Herts  
HP2 7DX

Tel: 01442 230 800

### CAME BPT - Ireland

Unit 9  
The Westway Centre  
Ballymount  
Dublin 12

Tel: +353 (0)1 450 7442

All list prices are IE (€) excluding VAT.



GARDGTCAT0721

THE DATA AND INFORMATION SHOWN IN THIS CATALOGUE ARE SUBJECT TO CHANGE WITHOUT OBLIGATION TO GIVE PRIOR NOTICE BY CAME S.P.A, E&OE  
ALL PRICES SHOWN ARE UK LIST PRICE EXCLUDING VAT.



### CAME S.p.A.

Came cancelli automatici S.p.A.  
is certified for Quality and Environment  
UNI EN ISO 9001  
UNI EN ISO 14001  
BS OHSAS 18001